

DOCUMENT RESUME

ED 341 935

CG 024 032

TITLE Daddy's Days Away. A Deployment Activity Book for Parents & Children.

INSTITUTION Marine Corps, Washington, D.C.

PUB DATE 87

NOTE 110p.; Reproduced by the Family Programs Branch, Headquarters, U.S. Marine Corps.

AVAILABLE FROM Commandant of the Marine Corps (MHF), Headquarters, U.S. Marine Corps, Washington, DC 20380-0001.

PUB TYPE Guides - Classroom Use - Instructional Materials (For Learner) (051)

EDRS PRICE MF01/PC05 Plus Postage.

DESCRIPTORS \*Children; Communication Skills; Creative Activities; \*Family Life; Learning Activities; \*Military Personnel; \*Military Service

IDENTIFIERS Military Deployment

ABSTRACT

This booklet grew from an idea that the children of Marines might appreciate some special discussion of their family's separation during deployment. Information is provided for parents to help them express their feelings with their children about the deployment. Outlines of activities to do before leaving are included. Suggestions are given for specific things that can be done before deployment, such as encouraging the child to write. Age-appropriate lists are provided for chores that can be done by children to help at home. Cut-outs of uniforms depicting various military duties are included for the child to color and cut out. A list is provided to help the child think of things to help cheer up the parent at home. A large section on special days and holidays contains many pictures to color, as well as games and activities. For example, the Christmas section contains a recipe for Christmas ornament clay, and directions for making a gingerbread house. Calendars are provided for keeping track of the days until the parent returns, and ideas are included for things to do to share with the parent, such as writing a play to practice and perform for the parent's return based on what has happened during the time he or she was gone. (LLL)

\*\*\*\*\*  
 \* Reproductions supplied by EDRS are the best that can be made \*  
 \* from the original document. \*  
 \*\*\*\*\*

# DADDY'S DAYS AWAY

ED341935



U.S. DEPARTMENT OF EDUCATION  
Office of Educational Research and Improvement  
EDUCATIONAL RESOURCES INFORMATION  
CENTER (ERIC)

- ✓ This document has been reproduced as received from the original source. Changes have been made to correct errors and to improve readability.
- Points of view or opinions stated in this document do not necessarily represent official OERI position or policy.

"PERMISSION TO REPRODUCE THIS MATERIAL HAS BEEN GRANTED BY

*July 1984*

**BEST COPY AVAILABLE**

TO THE EDUCATIONAL RESOURCES INFORMATION CENTER (ERIC)"

C6024032

## A DEPLOYMENT ACTIVITY BOOK FOR PARENTS & CHILDREN

Reproduced by the Family Programs Branch,  
Headquarters, U.S. Marine Corps

**HI KIDS! I'M SERGEANT TOONYNE**

This book will try to :

1. explain what's going on
2. give you some ideas of what to do  
before Dad leaves  
after he is gone  
when he gets back

**HAVE FUN! COLOR THE BOOK!  
DO AS MANY OF THE ACTIVITIES  
AS YOU WANT, AND COME UP  
WITH IDEAS OF YOUR OWN!**



## **PARENTS**

We hope this booklet will help you explain the deployment and give you some ideas. Sit down with your children and go through the pages you feel will be helpful. Express your own feelings, good and bad, about the deployment, and let your kids do the same. Tell them how long Dad will be gone. But remember that time is a hard concept for young children to grasp. We have designed some activities to make this task easier for you. Plan to do some of the activities. Check the resource pages.

**Dads:** Encourage the kids to write to you by writing to them. Kids of all ages love to get mail. If you can, write each child a separate note or postcard. You can pop them into a large envelope along with a photo, drawing, or memento of your work or travels.

**Moms:** Tell the kids to check the book when they can't think of what to write or to do for Dad. If you run out of ideas and have exhausted all of the resources, check with other wives.

**WE CAN ALL BE STRENGTHENED BY THIS EXPERIENCE AND AT THE VERY LEAST IT WILL BE A REAL ADVENTURE!**

## GETTING KIDS TO HELP OUT

Have the kids share the jobs around the house. You'll build confidence when they know they are a valued part of the team. (Hint: Don't try to get them to do all of these at once. Add one at a time and be sure to show them how to do it and what equipment and supplies to use. You'll probably have to supervise, at least at first.)

A good example of chores is:

### 3's & 4's can:

put away toys  
dust  
feed pets  
empty small waste baskets

### 5's & 6's can:

make bed  
tidy up room  
set table  
make sandwiches  
help with cooking and clean-up  
fold clothes

### 7's , 8's & 9's can:

clean tub and sink  
oil squeaky hinges  
wash clothes  
vacuum


### 10's, 11's & 12's can:

wash the car  
entertain younger children  
fix simple meals  
clean up house

SET INCENTIVES SUCH AS AN ALLOWANCE FOR OLDER KIDS AND TREATS FOR THE YOUNGER ONES.


**MOM...CHECK THE CHORE CHART IN THE LABOR DAY SECTION OF THIS BOOK.**

# BEFORE DAD GOES



# FAMILIES TALKING TOGETHER

We all have happy and sad feelings about Dad leaving. It's important that we talk about them with our families.



## YOUR HAPPY FEELINGS:

1. \_\_\_\_\_
2. \_\_\_\_\_
3. \_\_\_\_\_

## YOUR SAD FEELINGS:

1. \_\_\_\_\_
2. \_\_\_\_\_
3. \_\_\_\_\_

GO TO THE BARBER



GO TO CHURCH



HELP TAKE CARE OF MY  
LITTLE BROTHER OR SISTER



HELP WITH THE YARD WORK





# IMPORTANT JOBS

List the important jobs each family member has and will have :

	<u>NOW</u>	<u>WHILE DAD IS AWAY</u>
DAD	_____ _____ _____ _____	_____ _____ _____ _____
MOM	_____ _____ _____	_____ _____ _____
CHILD #1	_____ _____ _____	_____ _____ _____
CHILD #2	_____ _____ _____	_____ _____ _____
CHILD #3	_____ _____ _____	_____ _____ _____

**YOU ARE ALL VALUED MEMBERS OF THE FAMILY TEAM!**

KEEP THIS SOMEWHERE WHERE THE KIDS SEE IT EVERYDAY.

# SPECIAL TIMES WITH DAD BEFORE HE LEAVES

SPECIAL DATE WITH DAD BEFORE HE GOES:

MOM: \_\_\_\_\_

CHILD #1: \_\_\_\_\_

CHILD #2: \_\_\_\_\_

CHILD #3: \_\_\_\_\_

Remember Dad, these are special times alone with each member of the family.

SPECIAL FAMILY OUTINGS BEFORE DAD GOES:

1. \_\_\_\_\_
2. \_\_\_\_\_
3. \_\_\_\_\_
4. \_\_\_\_\_

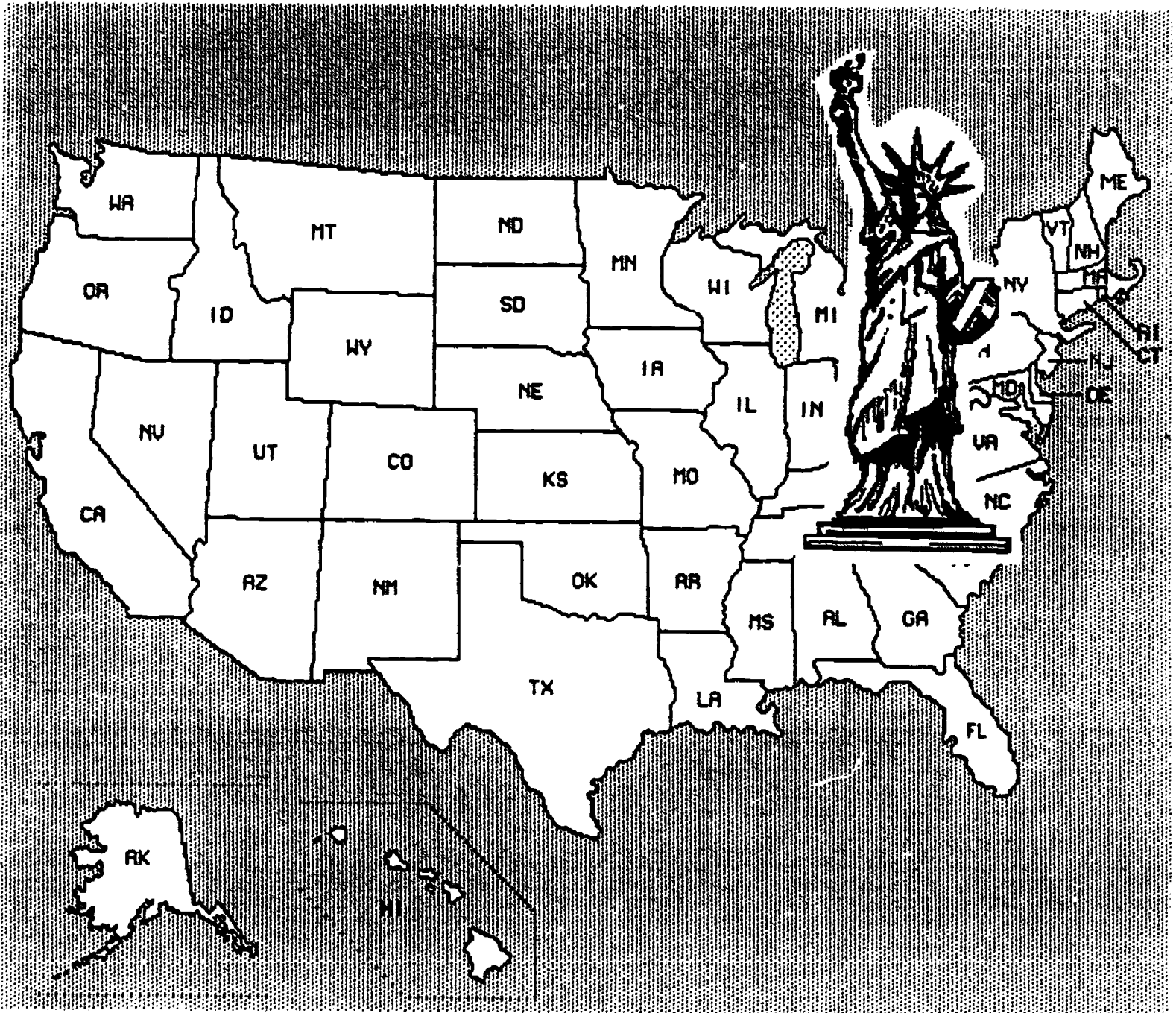
These are activities that are not normally done, i.e. camping trip, Disneyland, **a trip to the zoo or the beach.**

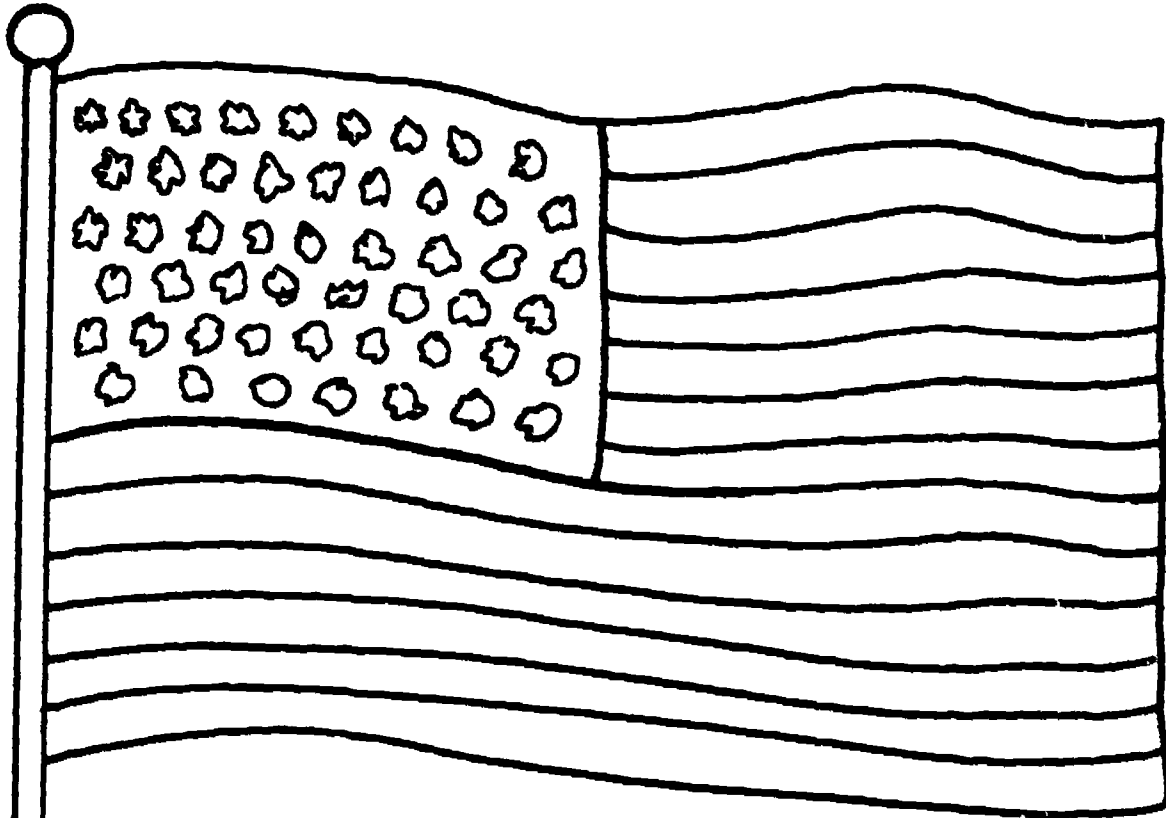






# WHY IS DAD GOING?

## TO PROTECT AND DEFEND OUR COUNTRY





**I PLEDGE ALLEGIANCE TO THE FLAG  
OF THE UNITED STATES OF AMERICA,  
AND TO THE REPUBLIC FOR WHICH IT  
STANDS, ONE NATION UNDER GOD,  
INDIVISIBLE, WITH LIBERTY AND  
JUSTICE FOR ALL.**



# **WHAT DOES DAD DO:**

## **BEFORE THEY GO:**


1. GET READY
2. FIX WHATS BROKEN
3. TRAIN
4. TAKE TESTS
5. LOAD THE GEAR

## **IN OKINAWA OR ONBOARD SHIP:**

1. PRACTICE WHAT THEY LEARNED
2. VISIT OTHER COUNTRIES
3. BE READY TO HELP PEOPLE IN TROUBLE


**THEN DAD COMES HOME !!!**

**CUT SERGEANT TOONYNE OUT AND DRESS HIM UP WITH  
THE UNIFORMS FOUND ON THE NEXT 4 PAGES. FIND  
THE JOB YOUR DAD DOES. IT WOULD BE NEAT TO HAVE  
ALL OF YOUR FRIENDS COME OVER WITH THEIR PAPER  
DOLLS AND THEN EACH OF YOU CAN SEE WHAT THE  
OTHER ONE'S DAD DOES.**







**IS MY DAD A CLERK?**



**IS MY DAD IN SUPPLY?**



**IS MY DAD AN  
INFANTRYMAN?**




**IS MY DAD A COOK?**





**IS MY DAD A RADIO OPERATOR?**







**IS MY DAD IN  
MOTOR TRANSPORTATION?**




**IS MY DAD  
IN COMMUNICATION?**




**IS MY DAD A PILOT?**



**IS MY DAD A TANKER?**



# WHILE DAD IS GONE



# TALK THINGS OVER WITH MOM

MOMI + MIE =



COMMUNICATION

# WHAT KIDS CAN DO TO CHEER MOM UP



DO YOUR CHORES WITHOUT BEING TOLD

WRITE A LETTER TO DAD

SING

TELL HER YOUR BEST JOKE

DRAW HER A PICTURE

MAKE HER BREAKFAST IN BED

SAY AN EXTRA PRAYER FOR  
DAD AND EACH OF US

GET UP ON TIME

GO TO BED ON TIME

TELL MOM YOU LOVE HER

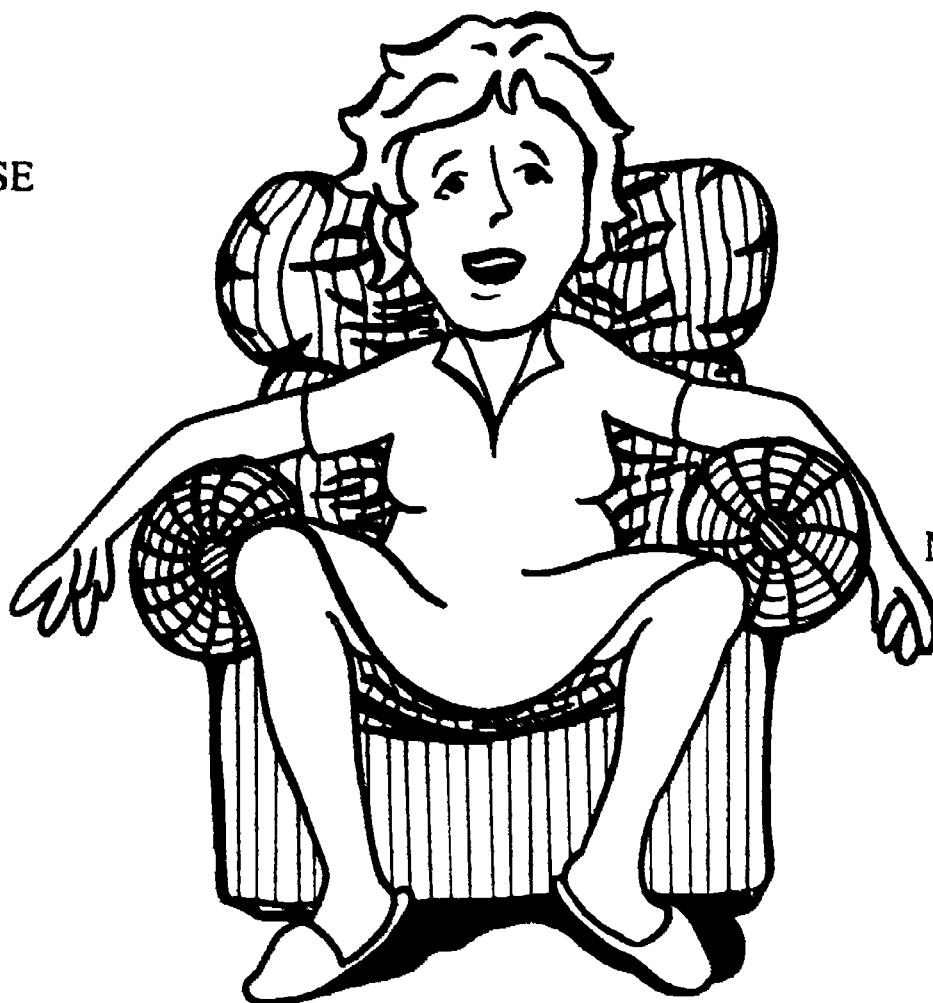
**BEING A BURNED - OUT SUPERWOMAN WON'T HELP ANYONE**

**EAT WELL**

**DON'T BE AFRAID  
TO ASK  
QUESTIONS**

**EXERCISE**

**TALK TO  
SOMEONE OVER  
THE AGE OF TEN**



**GO OUT WITH  
YOUR FRIENDS.  
NO KIDS ALLOWED**

**RELAX!**


**KEEP UP  
YOUR HOBBIES**

**GET OUT AND  
DO WHAT  
YOU LIKE TO DO**

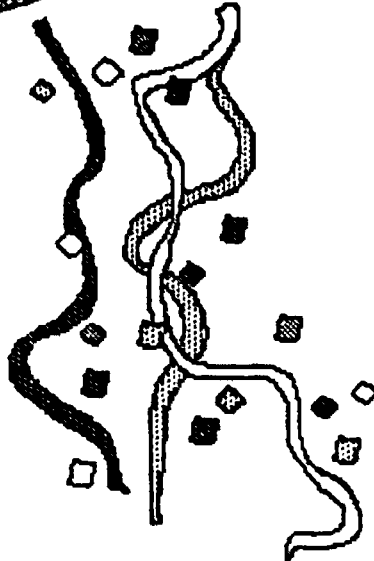
**TAKE CARE OF YOURSELF MOM**

# SPECIAL DAYS AND HOLIDAYS



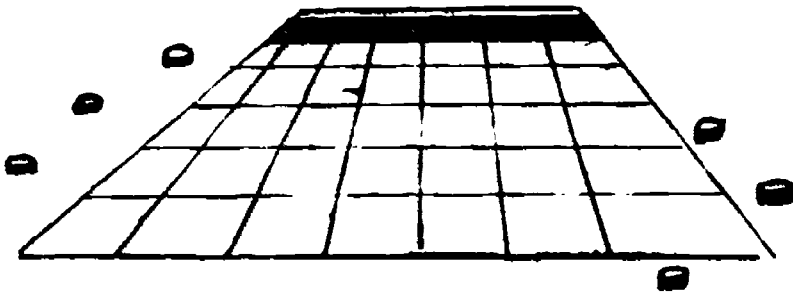


HAPPY NEW YEAR!!!



## CALENDAR PITCH GAME:

All you need is one of your big calendar pages, and some checkers. The calendar page will be your game board. Any number of people can play. Each player gets three checkers. Put calendar on the floor, then stand five feet away from the calendar. Each player takes a turn at tossing the checker at the calendar. The idea is to have the checkers land on the highest number. If it lands on a line between two numbers, the smallest number is scored. After each player tosses three checkers, the players add up their scores. Then they play again, this time in a different order. The first player to reach a score of 100 wins!!! You can create your own prizes.






# HAVE A HAPPY VALENTINE'S DAY!




Connect the dots and see what a pretty Valentine picture you have made. Color it early and mail it to Dad, or make him another Valentine of your own creation. Remember to tell him you love him and miss him!

Make a pretty Valentine for Mom too!

# HAPPY EASTER!




Write and tell Dad about the Easter eggs you decorated, and how many you found in the egg hunt.



# HAPPY BIRTHDAY

## AMERICA




It's our nation's birthday and a great day to celebrate the freedom we enjoy in America. Remember that protecting our freedom is one of the reasons why your Dad must go on deployment. A fun way to celebrate is to plan a cookout and invite other friends whose Dads are also deployed, or invite a new family that just moved into your neighborhood.

**FIRST DAY OF SCHOOL**

**MAKE A LIST OF KIDS  
IN YOUR CLASS**

**WEAR SOMETHING NEW**



**BUY SCHOOL SUPPLIES**

**TAKE A PICTURE FOR DAD**

**MOM: REMEMBER TO MAKE A BIG DEAL  
OUT OF THE VERY FIRST DAY OF SCHOOL.  
DAD WON'T BE ABLE TO SEE THAT NEW  
FIRST GRADER, SO TAKE LOTS OF PICTURES.**

# LABOR DAY

## CHORE CHART SAMPLE

CHORE	S	M	T	W	T	F	S

NAME: \_\_\_\_\_



**DIRECTIONS FOR USE: LIST YOUR CHORES AND CHECK OFF EACH ONE AS IT IS DONE EACH DAY, OR YOU CAN PUT STARS OR STICKERS ON EACH DAY. THIS WOULD BE GOOD INCENTIVE TO USE THE LOVE TICKETS FOR JOBS THAT ARE COMPLETED.**

# WHAT WE DID ON HALLOWEEN

---

---

---

---

---

---

---

---

---

---

Paste picture  
of you in  
your costume  
here.



---

---

---

---

---

---

SEND DAD THIS PAGE ALONG WITH THE PICTURE.  
TELL HIM ABOUT ALL THE FUN YOU HAD  
TRICK OR TREATING.  
SEND DAD SOME OF YOUR TREATS TOO!

# HALLOWEEN ACTIVITIES

**A SAFETY TIP- CHILDREN SHOULD CARRY A FLASHLIGHT WHEN THEY VENTURE OUT AT NIGHT.** Here is a fun "flashlight face" to make by cutting out face features on the bottom of a small brown lunch bag. Insert the flashlight inside and twist the bag around the handle. Use tape to hold it in place while leaving an opening for the on-off switch.

## TOASTED PUMPKIN SEEDS


(A delicious treat!)

Wash the seeds and remove the strings to the best of your ability - they are sticky! Let the seeds soak in salted water overnight (1-2 tsp. salt for each 2/3 cup of water). Then place the seeds in a shallow baking pan in a 300 degree oven for approximately 20 minutes or until golden. Eat with or without removing shells.

**MOM: LET THE KIDS HELP YOU CLEAN OUT THE PUMPKIN. THE SEEDS FEEL SLIPPERY IN YOUR HANDS.**

## PAPER PLATE MASKS

You can make good masks quickly and easily from paper plates. Draw eyes, a nose and a mouth on the outside of a paper plate. Cut these out carefully with the point of a knife or scissors. Then decorate the face with crayons, paint or markers - make eyebrows, hair, cheeks, lips, beards, etc. Make two small holes on each side of the rim. Tie a piece of string or ribbon through the holes and tie the mask around your head.



## MARINE CORPS BIRTHDAY

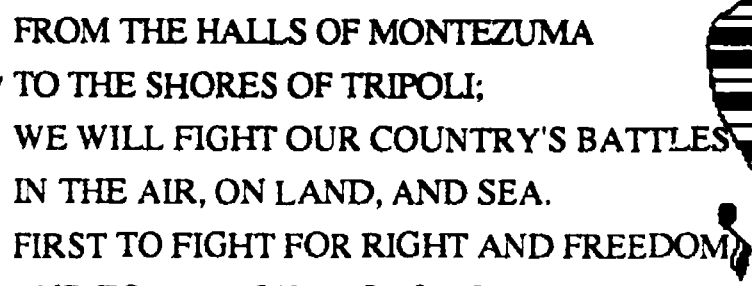
On November 10, 1775, the Continental Congress authorized formation of two battalions of Marines. In Philadelphia, men gathered at Tun Tavern to join the fighting ranks of the Marine Corps. Since that night, our Corps has grown from two battalions to three major divisions. Marines have been a vital part of our national security since the Revolutionary War. Be proud of your dad, because he is one of the few, the proud, the Marines.

### MARINE CORPS FLAG

EMBLEM IS GOLD  
FLAG IS RED  
EARTH IS BLUE



### MARINE CORPS HYMN




FROM THE HALLS OF MONTEZUMA  
TO THE SHORES OF TRIPOLI;  
WE WILL FIGHT OUR COUNTRY'S BATTLES  
IN THE AIR, ON LAND, AND SEA.  
FIRST TO FIGHT FOR RIGHT AND FREEDOM,  
AND TO KEEP OUR HONOR CLEAN,  
WE ARE PROUD TO CLAIM THE TITLE  
OF UNITED STATES MARINE.

**MOM... TEACH YOUR CHILD THE MARINE CORPS HYMN, AND HAVE THEM SEND A TAPE TO DAD.**



# HI! I'M CHESTY, THE MARINE CORPS MASCOT



# THANKSGIVING CELEBRATION

IT SURE IS GREAT TO EAT A BIG THANKSGIVING DINNER. WE CAN TURN ON THE TAPE RECORDER SO DAD CAN HEAR WHAT A GOOD TIME WE HAD.

PASTE A  
PICTURE OF  
THANKSGIVING  
DINNER  
HERE.

---

---

---

---

---

---

---

---

KIDS: WRITE ON THIS PAGE EVERYTHING THAT YOUR FAMILY DID ON THANKSGIVING DAY. TAKE A PICTURE OF THE FAMILY CELEBRATION, PASTE IT ON THE PAGE, AND SEND THIS PAGE TO DAD.



---

---

---

---

---

---

# THANKSGIVING ACTIVITIES

The pilgrims learned many helpful things from the Indians - one of these was how to plant corn. You can grow your own corn, too! Fold a clean sponge lengthwise so it can be put into a glass. Pour in one inch of water. Put about 10 popcorn kernels in - spread the corn out placing it between the sponge and the glass. Leave the glass in a light place, but not in the sun. Add water as needed so there is always about an inch in the bottom of the glass. In about 10 days, you will see sprouts! Fill a tin pan with some dirt. Take the sponge out of the glass and plant your corn sprouts about **2 inches apart in the dirt. Water the plants a little each day and keep them in a light place. When the plants get a little bigger they will be strong enough to plant outside.**

## WALNUT SHELL TURKEY

You can make a very lifelike turkey from a piece of cardboard, two walnut shells, and a few feathers. He will make a nice Thanksgiving party favor, too. First have Mom draw the outline of the body (or use your handprint for a larger version) on cardboard and cut it out in one piece. Next glue a walnut shell to each side of the body (you might need several more for the larger handprint turkey). Then, glue some legs to the body - you might use toothpicks, popsicle sticks, pins or wire. Glue the turkey's legs to a small heavy cardboard base so he can stand up. Write Dad's name here if you plan to send it to him as a gift. You can paint the turkey's beak and head. When the paint is dry, glue a few small feathers to the tail and to the sides of the walnuts. Paint on some eyes or glue small beads to the head for eyes. Feathers can be found in several places - **look around local ponds or at the zoo next to the bird cages.** The ducks won't mind trading a few of their fluffy feathers for some stale crusts of bread.



# MERRY CHRISTMAS

FOR CHRISTMAS WE CAN TRIM THE TREE AND WAIT FOR SANTA.



MOM CAN TAKE LOTS OF PICTURES TO SEND TO DAD

FAMILY BY THE TREE  
CHRISTMAS DINNER  
US OPENING OUR PRESENTS

MAKE SURE AND MAIL DAD HIS SPECIAL CHRISTMAS GIFT AHEAD OF TIME SO IT GETS THERE BY CHRISTMAS!

MOM: TURN ON THE TAPE RECORDER CHRISTMAS DAY. LET DAD HEAR A NATURAL SOUND. DON'T LET ANYONE KNOW THE TAPE RECORDER IS ON.

# CHRISTMAS ACTIVITIES


## CHRISTMAS ORNAMENT CLAY

This recipe makes about 5 dozen 2 1/2" ornaments - so invite a friend or two over to share the fun. The ornaments will be dried in the oven in this recipe. Mix well in a large bowl: 4 cups of flour, 1 cup of salt, 1 tsp of powdered alum (if you can't find this in the grocery store, most drug stores will have it) and 1 1/2 cups of water. If the dough is too dry, work in another tablespoon of water with your hands. The dough can be colored by dividing it into several parts and kneading a drop or two of food coloring into each part. You can roll or mold ornaments, as you prefer:

**ROLL METHOD:** Roll enough dough 1/8" thick on a lightly floured board. Cut with cookie cutters dipped in flour. Make a hole in the top, about 1/4" down, by using a plastic straw dipped in flour. This will be used for hanging the ornaments. You can use these "dots" of clay to press on as decorations, too.

**MOLD METHOD:** Shape dough no more than 1/2 " thick into figures such as flowers, animals, fruits, etc. Insert a fine wire in each for hanging.

...now the baking. Bake ornaments on ungreased cookie sheets for about 30 minutes in a 250 degree oven. Turn and bake for another 1 1/2 hours until hard and dry. Remove from the oven and cool. When done, sand lightly with fine sandpaper until smooth. Paint both sides. Allow paint to dry and seal with clear shellac, spray plastic, or clear nail polish.



## YARN OR TISSUE SURPRISE BALLS

These are welcome presents for Christmas parties or when someone is ill. It's lots of fun to unwind them. The ball is made by winding yarn or narrow strips of crepe paper around several small gifts. Use charms for charm necklace and all kinds of little things you can find. Start by wrapping the yarn or crepe paper around the gift. When it is covered, add another gift, and so on, winding the yarn or paper

## yarn balls continued...

until you have a good-sized ball. Keep it in as good a shape as you can. Fasten the end with a Christmas sticker, gummed star, or a bit of glue.


## GINGERBREAD HOUSE

You'll need: a box of graham crackers, a can of prepared vanilla frosting and all kinds of "stickable" goodies like nuts, jelly beans, gumdrops, dried fruit, raisins, chocolate or butterscotch morsels, etc. Use graham crackers for the sides, floor, and roof of your house. You can break them into all different sizes depending on what you want your house to look like. Fasten these pieces together with frosting at the edges. Put little dabs of frosting on your decorations and stick them wherever you want. When the house is done, take a moment to admire it, then gobble it down with a glass of milk right behind it!



## GROW A MINI CHRISTMAS TREE

Find yourself a pine cone ( the bigger the better). Remove the stem so the bottom is flat and the cone will stand up. Soak the pine cone in some water for a few minutes. Remove it from the water and put it in a small container that has 1/2" of water in it. Sprinkle some potting soil on the pine cone and then sprinkle some grass seed evenly over your pine cone. Place it in a sunny window and make sure there is always enough water in the container. The grass will cover the pine cone and make it green in about two weeks. You can trim it with scissors and stick some decorations on with glue or pins.



## SPONGE PRINT CHRISTMAS CARDS

You will need: Kitchen sponges, a magic marker, scissors, poster paints, a dish, scrap paper, and construction paper. Draw shapes on sponges with a magic marker

sponge print cards continued...

- try to think of Christmas shapes like a tree, candy cane, star, holly leaf, etc. Cut the shapes out. Pour some paint into the dish and dip the sponge into the paint. Practice printing the shape on scrap paper first. Now press the shape onto the front of a folded piece of construction paper. Print the shape a few times on the same card or use different shapes together on one card.



**KIDS... THIS IS SOMETHING DAD WOULD LOVE TO RECEIVE.  
MAKE DAD A GIANT CARD AND MAIL IT EARLY SO HE'S SURE  
TO GET IT BY CHRISTMAS.**

# BIRTHDAYS CAN BE FUN WITHOUT DAD TOO!



## ALPHABET NOODLE GAME

You'll need a box of alphabet noodles for this game. Have your friends sit around the table. Pour the box of noodles out onto the table. When you say "go", have your friends try to spell out "HAPPY BIRTHDAY" and your name. The first player done wins.


## HOW OLD ARE YOU?

For this game, give each player a page from the newspaper (one with sales on it or a classified page) and a pencil. When you say "go", each person draws a circle around all the numbers on that page that are the same as your age. When three minutes is up, the player with the most circles wins.



# CALENDARS TO PASS THE TIME AWAY

MANY, MANY DAYS WILL GO BY BEFORE DADDY COMES HOME FROM **HIS TRIP**. SOME DAYS WILL GO BY QUICKLY AND SOME WILL DRAG ON AND ON. SOME DAYS YOU'LL BE VERY BUSY AND SOME DAYS THERE WON'T BE MUCH TO DO AT ALL. WHY NOT KEEP A JOURNAL TO SHARE WITH DAD SO HE KNOWS ABOUT ALL THE BIG AND LITTLE THINGS THAT HAPPEN IN YOUR LIFE WHILE HE'S AWAY. THIS SECTION HAS **TWELVE** CALENDAR PAGES AND EACH DAY'S BLOCK IS BIG ENOUGH FOR YOU OR MOM TO WRITE SOMETHING ABOUT YOUR DAY ... AN EVENT, PLACE YOU WENT, NEW THING YOU TRIED, THOUGHT OR FEELING YOU HAD , OR ANYTHING YOU WOULD TELL DAD IF HE WERE HOME. AT THE END OF THE MONTH, WHEN ALL THE BLOCKS ARE FILLED, TEAR OUT THE PAGE AND SEND IT TO DAD. DON'T FORGET TO LOOK ON THE **NEXT PAGE** WHERE THERE IS A SURPRISE PICTURE FOR YOU TO COLOR.




MONTH OF     JANUARY         19    

SUNDAY	MONDAY	TUESDAY	WEDNESDAY	THURSDAY	FRIDAY	SATURDAY



MONTH OF FEBRUARY 19    

SUNDAY	MONDAY	TUESDAY	WEDNESDAY	THURSDAY	FRIDAY	SATURDAY



# MONTH OF MARCH 19


SUNDAY	MONDAY	TUESDAY	WEDNESDAY	THURSDAY	FRIDAY	SATURDAY



MONTH OF APRIL 19    

SUNDAY	MONDAY	TUESDAY	WEDNESDAY	THURSDAY	FRIDAY	SATURDAY





MONTH OF     MAY     19    

SUNDAY	MONDAY	TUESDAY	WEDNESDAY	THURSDAY	FRIDAY	SATURDAY



MONTH OF       JUNE       19      

SUNDAY	MONDAY	TUESDAY	WEDNESDAY	THURSDAY	FRIDAY	SATURDAY




60

61

MONTH OF       JULY       19      


SUNDAY	MONDAY	TUESDAY	WEDNESDAY	THURSDAY	FRIDAY	SATURDAY



MONTH OF     AUGUST     19    

SUNDAY	MONDAY	TUESDAY	WEDNESDAY	THURSDAY	FRIDAY	SATURDAY





MONTH OF SEPTEMBER 19    

SUNDAY	MONDAY	TUESDAY	WEDNESDAY	THURSDAY	FRIDAY	SATURDAY




MONTH OF OCTOBER 19    

SUNDAY	MONDAY	TUESDAY	WEDNESDAY	THURSDAY	FRIDAY	SATURDAY



# MONTH OF NOVEMBER 19

SUNDAY	MONDAY	TUESDAY	WEDNESDAY	THURSDAY	FRIDAY	SATURDAY



# MONTH OF DECEMBER 19

SUNDAY	MONDAY	TUESDAY	WEDNESDAY	THURSDAY	FRIDAY	SATURDAY



NORTH POLE

AUSTRALIA

EUROPE

KOREA

U.S.A.

KOKINAWA

SOUTH AMERICA



## ACTIVITIES TO BE DONE WHILE DAD IS AWAY

A small child makes no distinction between playing and learning ... so play can be any part of a child's life that is fun. That gives Mom a lot of freedom in being her child's play helper.

This section contains many activity suggestions for you and your child. Some will show you how to make toys, some will describe games to play, others will be special activities to do and share with Dad. A few are just to help you get through some of the trying times during Daddy's days away.

All children are different and your child may not be ready for all of the activities. You'll find an asterick \* by those that might be good for the very young. Use that only as a guide. There are also many pictures for them to color. Your child may not like some of the activities and may like others very much. So use these suggestions as a basis for coming up with ideas on your own.

**HINT: BESIDES BEING FUN AND RELAXING, PLAY CAN BE A FORM OF COMMUNICATION AND GIVE THE CHILD OPPORTUNITY FOR EXPRESSING MANY BEHAVIORS. SO WATCH YOUR CHILD PLAY SOMETIME AND SEE IF HE / SHE MIGHT BE TELLING YOU SOME THINGS BY ACTIONS RATHER THAN WORDS.**

# RAINY DAY ACTIVITIES

## A BIG BALL OF STRING

Tie pieces of string together as you find them (you might look for these around newspapers and magazines, from sewing or craft projects, old shoe laces, and so on). See how it grow until Dad gets home - you'll probably have a BIG ball of string. Why not make a kite to fly?

## BATHTIME FUN

\* Sounds wild but it's fun for the kids (and fun for you to watch as long as you're willing to clean up a bit later). Mix up a batch of instant pudding (chocolate is a favorite) according to the package directions. Set the (unbreakable) bowl and one unclothed child in the bathtub together. What a time the child can have "fingerpainting" the tub and tiles! To clean up, just rinse the tub and child off, then refill the tub with bath water and proceed with the bath as usual.

## FEBLIE BOX

\* Cut a round hole, big enough for your toddler's hand to fit through easily, in the end of a shoe box. Then drop 2 or 3 small textured objects inside and ask your child to reach in the hole, feel an object and pull it out. Use things like a piece of sponge, a rubber ball, a small doll or toy animal. When your toddler pulls something out, tell him what it is and talk about how it feels. Use your imagination - there are lots of things that could fit inside and lots of ways to describe them. This box can be used over and over and is also a pretty good "carseat" game for traveling.

*KIDS: THESE ARE GREAT FOR  
RAINY DAYS BUT CAN BE DONE  
ANYTIME.*

## BEANBAGS

Great fun for all kinds of tossing games - indoors and out. Make two beanbags by cutting the tops off a pair of socks. Fill the socks almost to the top with dried beans. Securely sew the socks closed. Make a double or triple row of stitches to be sure the beanbags won't re-open even after hours of fun.

## PICTURE PINS

Save those plastic rings that hold a six pack of soda cans together. You can carefully cut them apart and trim the edges to make them smooth. These will be the frames for the picture pins. Find the very smallest safety pins you can and some narrow ribbon (1/4" wide will do well). Place the pin on the back of your little plastic frame. Have the part of the pin that opens out facing you. Wrap a short piece of ribbon tightly around the frame and the back part of the pin. Glue it in place. Make a little bow from a 6-inch piece of the ribbon and glue it on the front over the ribbon already there. Trim a favorite picture to fit the round opening of the frame - make it a little bigger than the hole. Put glue on the back of the frame and place your picture on it. Wear a special picture of Dad or send one to him to wear with a picture of you in it!

## PUNCHING BAGS

A good way to exercise little arms - or for an angry toddler to work off some frustration. Make your own by cutting the legs off an old pair of pants (blue jeans work best). Turn the leg inside out and sew the bottom closed. Turn the leg right side out again and stuff it with tightly crumpled newspaper until it's about 3/4 full. Tie the open end with a 4-foot length of rope. Make this knot tight since the rope is used for holding the bag. Hang the finished bag in an open doorway from a large hook or nail driven into the doorframe. The bottom of the bag should be a foot or two off the floor.

## ACTIVITY JAR

Get a large Mason jar and decorate it. Have Mom write activities ( i.e. bake cookies, go to park, eat at McDonald's, camp out in living room in sleeping bags, etc.) on small pieces of paper. Put them into your jar and every week on a certain day, you or Mom can choose a **surprise activity**.

**HINT: THIS CAN ALSO BE USED AS A CHORE JAR.**

## KID OF THE MONTH

Draw names or take turns being "Kid of the Month".

Priviledges might include:

- special "date" alone with Mom
- choose movie, restaurant, or activity to attend
- stay up later to watch special TV show
- choose favorite Saturday morning breakfast

## I LOVE TO HEAR THE SOUND OF DAD'S VOICE

\* Dad can record some bedtime stories as he reads to the kids. You can play them back when he's gone. Dad's who do not have the time to do this before they leave can record a book **while on deployment and mail the tape home**

- MAKE UP STORIES
- RETELL FAVORITES
- BUY A "CLASSIC" (HUCK FINN, WIND IN THE WILLOWS, POOH CORNER) THE KIDS HAVEN'T HEARD AND INTRODUCE THEM ON TAPE.
- FIND AN ENGLISH TRANSLATION OF A STORY NATIVE TO THE COUNTRIES YOU VISIT AND READ IT ON TAPE.
- SING SONGS

## MOVIE, BOOK, AND RECORD REVIEWS

**TITLE**

**MY RATING**

---

---

---

---

---

---

**RATING SYSTEM:**

\* \_\_\_\_\_  
\*\* \_\_\_\_\_  
\*\*\* \_\_\_\_\_  
BOO-HISS \_\_\_\_\_

## MULTIPLE CHOICE LETTER

DEAR DAD,  
MY  TEACHER  SISTER  BROTHER

HAS BEEN  A PILL.  SURPRISINGLY NICE.

TOTALLY IMPOSSIBLE.

THE ONLY TROUBLE I'VE HAD AT SCHOOL THIS  
WEEK HAS BEEN  IN MATH.  IN READING.  
 IN THE PRINCIPAL'S OFFICE.

I DID  ALL MY CHORES.  MOST OF MY  
CHORES.  
 NOT KNOW I HAD ANY CHORES. REALLY.

LOVE,  YOUR SON  
 YOUR DAUGHTER

## **EGGHEAD GARDENS**

Use 1/2 or 3/4 of an egg shell which you have decorated with paint or magic markers to look like a face or head ... we'll grow something green for the "hair". Fill the shell with potting soil and press in grass seed, watercress, parsley seeds or even bird seed. Water just a tiny bit. Place in a sunny or well lit window.

## **MOW THAT GRASS**

Plant grass seed or bird seed on a sponge which is wet and placed in a shallow dish. Let the saucer always show a little water so you know the sponge has not dried out. Your child can "mow the lawn" if he or she can handle the scissors. Wouldn't it be nice to make a little lawn kit for Dad? Send him a sponge and some seed and these directions!

## **MILK BOX BLOCKS**

\* Start your collection the day Dad leaves for deployment. Have a super-sized building set when he returns! Rinse well and dry each milk carton as you finish the milk. When you have two of the same size ready, cut off the tops and press one carton's edge carefully inside the other. They will fit one inside the other. Press down gently to desired size. These can be covered with some fancy adhesive (contact) paper.

## **SILLY SOCKS**

Take a pair of Dad's white athletic socks and "decorate" them for a new look. Use anything you can think of - have Mom help you sew on buttons, bows, fabric scraps, zippers, fringes, etc. Dad's PT socks wear out pretty quickly and it will be a treat for him to have a spare pair ... He'll laugh and think of you every time he puts them on.

## MAKE A FACE PUZZLE

\* Have a photograph of Dad blown up to 8 x 10 size. Glue the picture to cardboard, cover it with clear contact paper to protect it from smudges, and cut it into pieces. Start with 3 to 6 pieces and work up as your abilities grow. This might be a good idea for a little gift for Dad - make the same kind of puzzle for Dad from a picture of you, Mom, the dog, Dad's motorcycle, etc.

## AFTERNOON STRATEGIES

\* To help pass that awful time before dinner, when hungry and tired toddlers just can't wait for you to finish preparing the meal - cover the table with newsprint. These large, blank sheets are lightweight and inexpensive. Secure the paper with a bit of scotch tape here and there. Give your child a handful of crayons, markers, pens, stickers, stamps or whatever you may have. Let them "free form" some artwork. The paper is large enough to contain all their doodling without spilling over onto your table top. Just leave the newsprint there as an original "placemat" - set dinner on top of art. Then the whole mess can be wadded up (crumbs from dinner and all!) and tossed in the garbage. Sometimes you can cut out segments that survived the meal and use the backs of these for letter writing to Dad.

## LOOPY-LOO

\* Make a paper chain for Dad's days away! One loop for each day he'll be gone. Use a different color for each Sunday then you'll know when a whole week has gone by. You can also use different colored loops to set off birthdays, holidays, Mom and Dad's anniversary, vacations, and other special days. Hang in a prominent place and have Mom snip off a loop each night so you can keep track of how many days are left.

HINT: HAVE THE WHOLE FAMILY, TODDLERS AND DADS INCLUDED, PARTICIPATE IN CUTTING OUT THE STRIPS OF PAPER AND PUTTING THE CHAIN TOGETHER. STAPLE THE LOOPS BECAUSE PASTE MIGHT DRY OUT. COLOR COORDINATE TO THE ROOM. THIS MUST BE DONE BEFORE DAD LEAVES. YOU MAY HAVE A GIANT PAPER CHAIN IN YOUR DECOR, BUT THE TIME WILL ZOOM BY FASTER!!



## A SPECIAL AWARD

NAME: \_\_\_\_\_

HAD A SPECIAL DAY

AT \_\_\_\_\_  
\_\_\_\_\_

DATE: \_\_\_\_\_

SEND DAD A POEM. MAKE ONE UP OR COPY  
ONE FROM A BOOK.

---

---

---

---

---

---

---

---

DATE: \_\_\_\_\_

**WHAT WE DID TODAY**

---



---



---



---



---



---

**MAKE UP A SECRET CODED MESSAGE TO SEND TO DAD!**

**CLASSIFIED!!!**  
**TOP SECRET**

**SECRET CODED MESSAGE**

---



---



---



---



---



---



---



---




---



---

**TOP SECRET SECURITY CLEARANCE ONLY!!!**



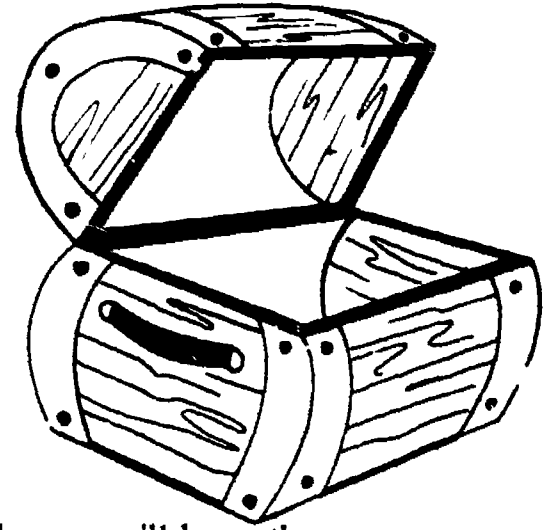
## MY DEPLOYMENT POSTCARD COLLECTION

\* Have Dad send postcards from every place he visits. Save them in a scrapbook. It would be a good idea to keep this collection throughout your father's career in the Marine Corps or Navy. He will probably be going on many deployments and it will be nice to have your own momentos of the times he was away. For the younger kids, Moms can start this collection for them and have them continue it on the next deployment, and so on. You may want to do the same with foreign stamps.



## SCAVENGER HUNT

We'll be looking high and low for the items on this list! We'll put them in a special box and when we've got enough, we'll send it off to Dad ... he'll be surprised by all the stuff!



To begin, find yourself a shoebox (maybe two) and decorate it with crayons, paints and stickers. Here's where you'll keep the "treasures" you collect:

- \* a penny with the year of your birth on it
- \* a pair of new "blousing strings"
- \* empty soda can of Dad's favorite flavor (have Mom clean it out and cut off the top so Dad can use it to hold things)
- \* a magazine article or newspaper feature you think Dad might enjoy reading
- \* an empty squirt bottle (maybe all the Dads can have a water fight!)
- \* an unbroken shell
- \* a smooth round black rock
- \* a "bobby pin"
- \* 2 elastic bands
- \* 15 paper clips
- \* a bottle of Tabasco sauce (this will help his food taste better when he's in the field)
- \* a piece of string as long as you are tall
- \* a large plastic egg
- \* a grocery receipt
- \* a picture of Mom when she was a baby
- \* a black Skilcraft pen (the kind Dad has at work that says US GOVERNMENT on it)
- \* a book you had outgrown and forgotten

**THIS LIST SHOULD GET YOU STARTED...YOU CAN ADD OTHER THINGS YOU KNOW YOUR DAD LIKES ANDMAY HAVE TROUBLE FINDING WHILE ON DEPLOYMENT.**

**TAKE PICTURES OF IMPORTANT EVENTS, NEW HAIRCUTS, ETC.  
TAKE PICTURES OF MOM, TOO! LEARN TO USE THE CAMERA!  
(DONT FORGET TO TAKE PICTURES OF THE PETS)  
TELL DAD A LITTLE ABOUT THE PICTURE.**

**PASTE  
PHOTO  
HERE**

**PASTE  
PHOTO  
HERE**

DEAR DAD.

HERE ARE PICTURES OF \_\_\_\_\_

---

---

---

---

---

LOVE, \_\_\_\_\_

**MAKE UP SOME RIDDLES TO SEND TO DAD!**

**KNOCK, KNOCK.**

**WHO'S THERE?**

\_\_\_\_\_

\_\_\_\_\_

\_\_\_\_\_

\_\_\_\_\_

**WHO?**

**WHY DID THE**

**\_\_\_\_\_ CROSS THE ROAD?**

**TO**

\_\_\_\_\_


\_\_\_\_\_

\_\_\_\_\_

## **SCRIPTS WANTED**

Write a play to practice and perform for Dad's return. Maybe based on what happened while he was gone.

Learn (with an adult's help) how to use an appliance that you haven't used before.  
Surprise Dad when he comes home.



### **KEEP A DIARY OR A JOURNAL**

SHARE WITH DAD WHEN HE RETURNS

### **LEARN A CRAFT**

MAKE SOMETHING FOR DAD FOR  
CHRISTMAS OR ANYTIME

ONE DAY FOLLOW EVERYONE  
AROUND WITH A TAPE RECORDER  
ON. SEND DAD A TAPE OF A  
"TYPICAL" DAY.

### **KEEP A SCRAPBOOK OF**

ACTIVITIES  
PHOTOS  
MOMENTOS  
YOUR SPORTS  
YOUR HOBBIES

SHARE WITH DAD WHEN HE  
RETURNS.

### **BEGIN A FAMILY TRADITION**

Start a newspaper or newsletter of your family's adventures while Dad is away. Tell Dad of all the exciting or not-so-exciting things that are going on at home. Remember that Dad doesn't know about the weather or sport scores here at home so don't forget to mention those things.

Make an issue for every month he is gone. Make sure to include pictures of the family.

### **BROWNIE DELIGHTS**

Bake goodies to mail to Dad!  
Bar cookies and candy that won't crumble or melt on the way are your best bets. Get Mom to help you with the baking.



### **SPELLING WHIZ? MATH GENIUS?**

SEND SOME SCHOOL PAPERS SO DAD  
CAN KEEP UP WITH YOUR PROGRESS.

### **CLIP OUT ARTICLES FOR DAD TO READ**

Remember that Dad doesn't get the local newspaper or his favorite magazine on ship or in the field, so why not send him some articles that you clipped out for him.

CROSSWORD PUZZLES  
HIS FAVORITE CARTOON STRIP  
INTERESTING STORIES  
SPORTS SCORES

**DESIGN SOMETHING (AIRPLANE, SHOES, GO-CART, ETC.) AND SEND IT TO DAD FOR SUGGESTIONS AND IMPROVEMENTS.**

\_\_\_\_\_ 'S PLANS FOR THE WORLD'S BEST

---

**MAKE A MAP OF THE NEW WAY MOM HAS ARRANGED THE LIVINGROOM, AND SEND TO DAD.**





# MORE ACTIVITIES

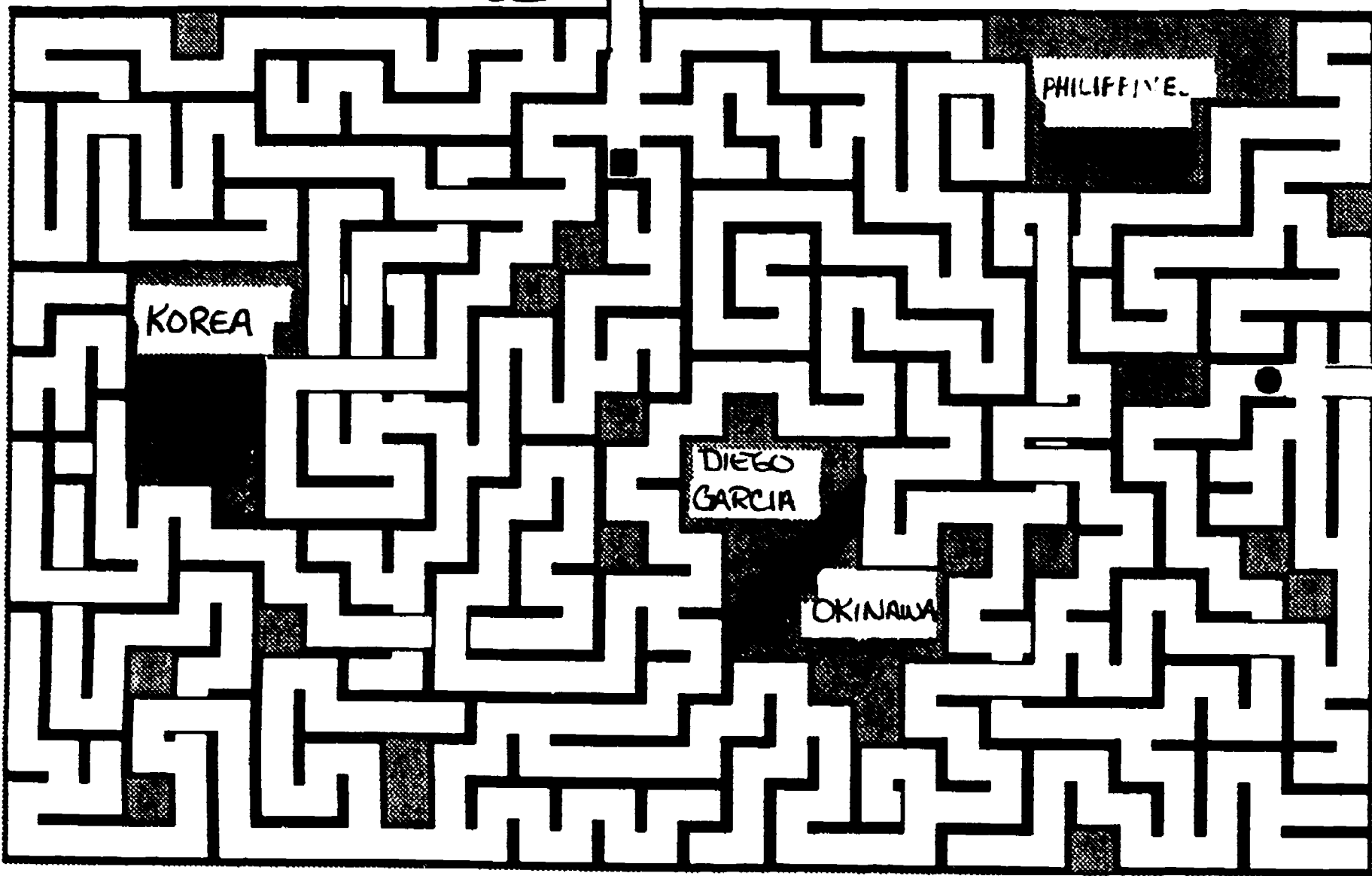
**DRAW A CARTOON OF WHAT HAPPENED THIS WEEK, CUT IT OUT, AND SEND IT TO DAD**

--	--	--	--	--

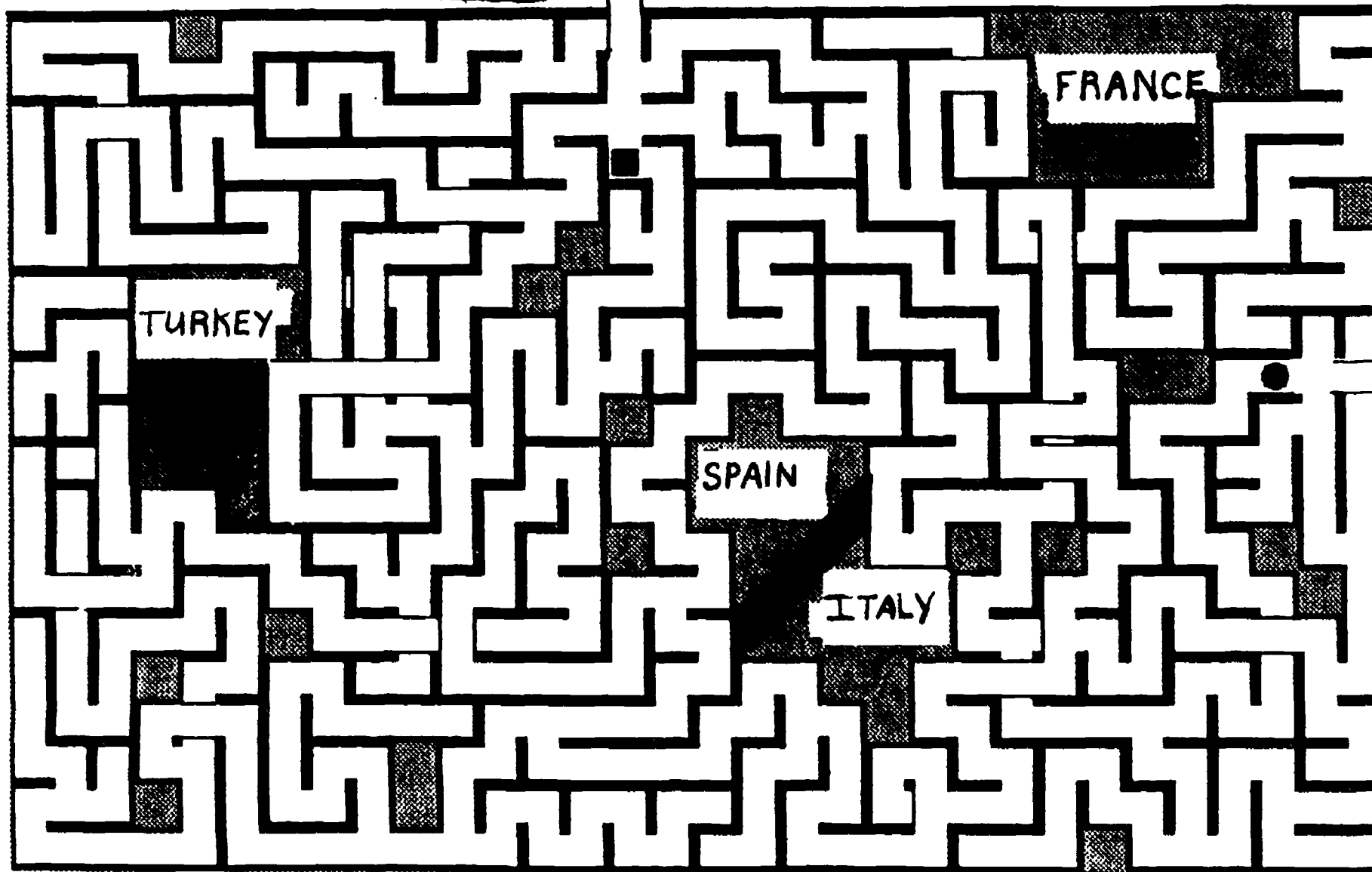
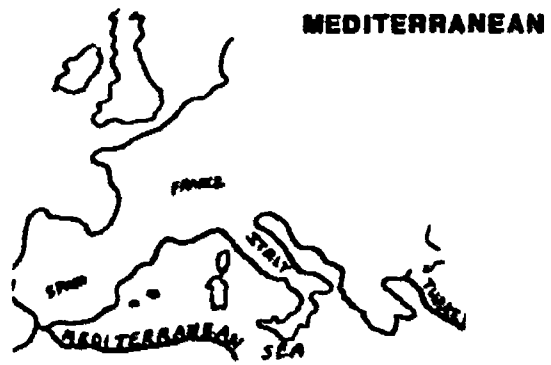
**WRITE DOWN YOUR FAVORITE JOKE, CUT IT OUT, AND SEND IT TO DAD SO HE CAN ENJOY IT AWAY FROM HOME AS MUCH AS HE WOULD IF HE WAS HOME.**

<p><b>MY BEST JOKE</b></p> <p><b>BY</b> _____</p> <hr/> <hr/> <hr/> <hr/> <hr/> <hr/> <hr/> <hr/>
---

# HELP DAD FIND HIS WAY HOME



# HELP DAD FIND HIS WAY HOME



# USMC WORD SEARCH

U P R E U N I O N C T N A E G R E S T S R I F U  
 T L A N C E C O R P O R A L U I Y H W V C U Q  
 M I E N S F F L A R O P R O C I Y H W V C U Q  
 N U S I U E H T B S X Q M U A S V M T Z K H N D  
 W S W I M J L N G E Q E N S N E C I S N S B N R  
 Z T T C A I G A D R C G I Q T M A S U V D H E O  
 R A X O J C H N I G F O J E E P M S H K B A R J  
 E F Y E O D C E N E P B C U E E O I C E I W Y A  
 T F H H R B A T T A L I O N N R U O O N J X S M  
 I S K O R E A U P N A M G U W F F N L P A H E T  
 R E L L I H E S T T E W D P I L K O S P D R N  
 W R I F L E S I V G O S U H C L A U N O A G G A  
 E G O L G V H L K A O S V I D L G H E M N V E E  
 P E C Y I E K M R E N T H U Z K E Y L I W W A G  
 Y A B D L N H D Z S H E Z A I R C R A F T Z N R  
 T N U M D Q Y H O K I N A W A B I T Y Z U Q T E  
 Z T E I U N I T E D S T A T E S P U P D A U Q S  
 O T K S F I E L D D A Y B Q U A Z D H W X H U W  
 J D M N L I E U T E N A N T C O L O N E L V V H  
 G C F L A K V E S T D E P L O Y M E N T U H D B  
 C B H P R I V A T E V N A E N A R R E T I D E M  
 U O B M A S T E R S E R G E A N T L H I O L M P

HOW MANY OF THESE WORDS CAN YOU FIND?








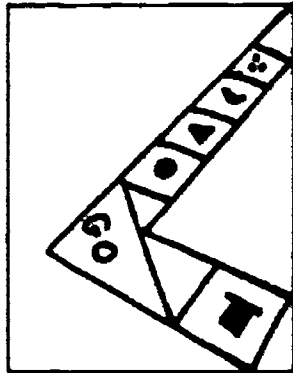



AIRCRAFT  
 BATTALION  
 BOOTS  
 CAMOUFLAGE  
 CANTEEN  
 CAPTAIN  
 COLONEL  
 CORPORAL  
 DEPLOYMENT  
 FIELD DAY  
 FIRST SERGEANT  
 FLAK VEST  
 FLY  
 GUNNERY SERGEANT  
 HELMET

JAPAN  
 JEEP  
 K-BAR  
 KOREA  
 LANCE CORPORAL  
 LIEUTENANT  
 LIEUTENANT COLONEL  
 MAJOR  
 MASTER SERGEANT  
 MEDITERRANEAN  
 MESS TENT  
 MISSION  
 MRE  
 OKINAWA  
 PFC

PLATOON  
 PRIVATE  
 RACKS  
 REUNION  
 RIFLES  
 SEA  
 SEMPER PI  
 SERGEANT  
 SERGEANT MAJOR  
 SQUAD  
 STAFF SERGEANT  
 TYPEWRITER  
 UNITED STATES  
 USMC

## LOVE COUPONS

THESE COUPONS ARE WORTH ONE FUN ACTIVITY WITH MOM. MOM CAN HAND THEM OUT FOR EARNED GOOD BEHAVIOR OR JUST WHEN SOME EXTRA LOVE IS CALLED FOR. COLOR THE COUPONS, CUT THEM OUT, AND USE THEM OVER AND OVER AGAIN.



# JOIN CLUBS



JOIN BOY SCOUTS  
JOIN GIRL SCOUTS  
JOIN SPORTS TEAMS  
(Write and tell Dad  
about your game!)

JOIN SWIM CLUB ON  
BASE

JOIN CAMP FIRE ASSOC.

**SPECIAL SERVICES  
HAS MANY ACTIVITIES  
FOR CHILDREN. SOME  
OF THE PROGRAMS MAY  
REQUIRE A SMALL FEE.  
THEY OFFER SWIMMING  
PROGRAMS, DANCE, ARTS  
AND CRAFTS, AND MANY  
OTHER PROGRAMS. YOU  
MAY ALSO CHECK WITH  
THE LOCAL CIVILIAN  
RECREATION CENTERS.**



**MOMS: TAKE ADVANTAGE OF THESE PROGRAMS,  
THE TIME THE KIDS ARE AWAY FROM THE HOUSE  
WILL BE VERY VALUABLE TO YOU.**

**CAN YOU THINK OF ANY ACTIVITIES?**



# WHEN DAD GETS HOME





# SHARE DAD WITH MOM



**SO WHETHER DAD IS AT HOME OR AWAY, WE ARE A FAMILY.**



DOING THE CHORES CAN BE MORE FUN WHEN EVERYONE WORKS TOGETHER.



WHAT FUN THINGS CAN YOU THINK OF TO DO WHILE DAD IS HOME?



1. \_\_\_\_\_
2. \_\_\_\_\_
3. \_\_\_\_\_

# RESOURCES

## BOOKS AND MAGAZINES WITH IDEAS, ACTIVITIES, AND INSPIRATION:

About Single Parenting. Scriptographic Booklet, 1983

401 Ways to Get Your Kids to Work at Home. B.R. McCullough and S.W. Monson,  
St. Martin's Press, 1981

Learn at Home the Sesame Street Way. S.B. Stein, Simon & Schuster, 1979.

The Mother's Almanac. M. Kelly and E. Parsons, Doubleday. 1975

One Hundred and One Ways to Be a Long-Distance Super-Dad. Blossom Valley  
Press, 1981.

A Young Child Experiences: Activities for Teaching and Learning. S.N. Kaplan et  
al, Goodyear Publishing Co., 1975.

"The Military Father: Good Servicemen Can be Good Daddies Too", F. Sitler, The  
Navy Times Magazine, Feb. 1, 1982, pp. 28-30

"Where's Papa? - How to Deal with Children When Daddy Goes Away" M. Lester,  
The Navy Times Magazine, Feb. 1, 1982, pp. 32-33

Also check with "Parents Magazine", "Mothering Magazine", and "Working  
Mother Magazine" at the library or newstand for helpful articles on childrearing in  
general.

**CHECK WITH YOUR BASE OR LOCAL PUBLIC LIBRARY FOR  
MANY MORE BOOKS AND ACTIVITIES FOR YOU AND YOUR  
CHILDREN.**

# ACKNOWLEDGEMENTS

This booklet grew from an idea that the 2nd Battalion 9th Marines' children might appreciate some special discussion of their family's separation during deployment. Due to the tremendous success of Daddy's Days Away, the Family Programs Branch at Headquarters U.S. Marine Corps is reprinting it with permission for dissemination to children of all deploying Marine units. Credit for the creation of the booklet belongs to the following 2d Battalion, 9th Marines wives who gave of their talent and time: Sharon Nelson and Debbie Lefebvre (writers), Laura McPherson and Sue Wild (illustrators) and Kelly Welker (layout and design). LtCol H. W. Peterson, the Commanding Officer, and Wendy, his wife, contributed full support and enthusiasm to the project. The 2/9 Battalion wives have acknowledged the contributions of the women of the Kaneohe Bay Air Station whose deployment coloring book furnished an initial outline for this book.

The Staff of the Family Service Center at Camp Pendleton assisted in bringing this book to our attention. We are also grateful to Capt Glenn Honeycutt for his assistance with the art work.

It is the hope of all of us who have worked on this publication that you and your children will not only enjoy using it, but that it will contribute to your children's understanding of the deployment.

Your comments and suggestions for future revisions should be directed to:

Commandant of the Marine Corps (MHC)  
Headquarters U.S. Marine Corps  
Washington, D.C. 20380-0001